

BLOCK 1

BLOCK 1

BLOCK 1

BLOCK 1

BLOCK 2 - PUMP HOUSE

KEY

	HW	= HOT WATER
	HWR	= HOT WATER RETURN
	MCW	= MAINS COLD WATER
	CCW	= CISTERN COLD WATER
	BW	= BLENDED WATER

EQUIPMENT

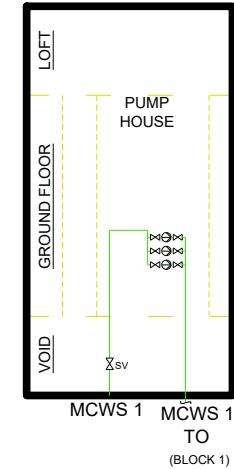
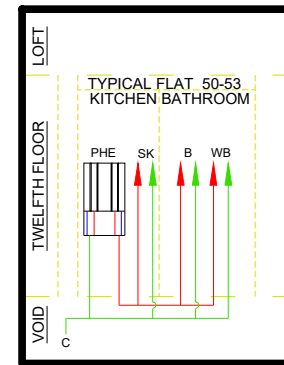
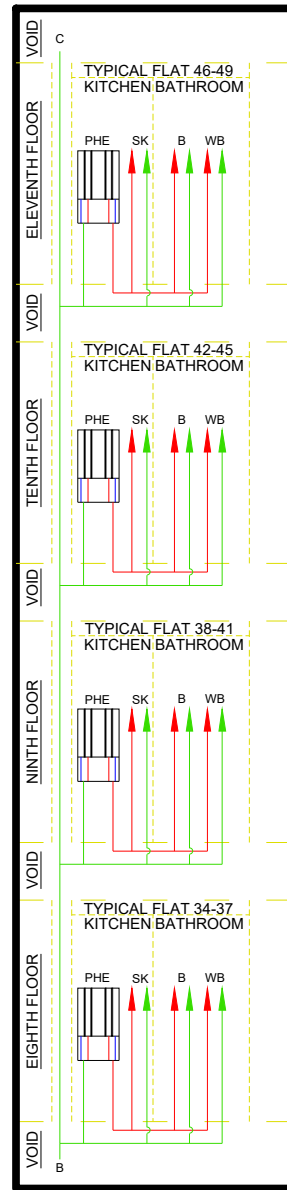
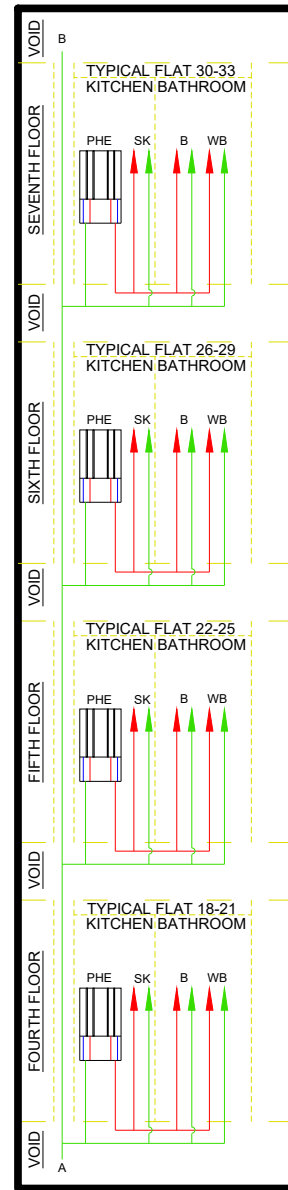
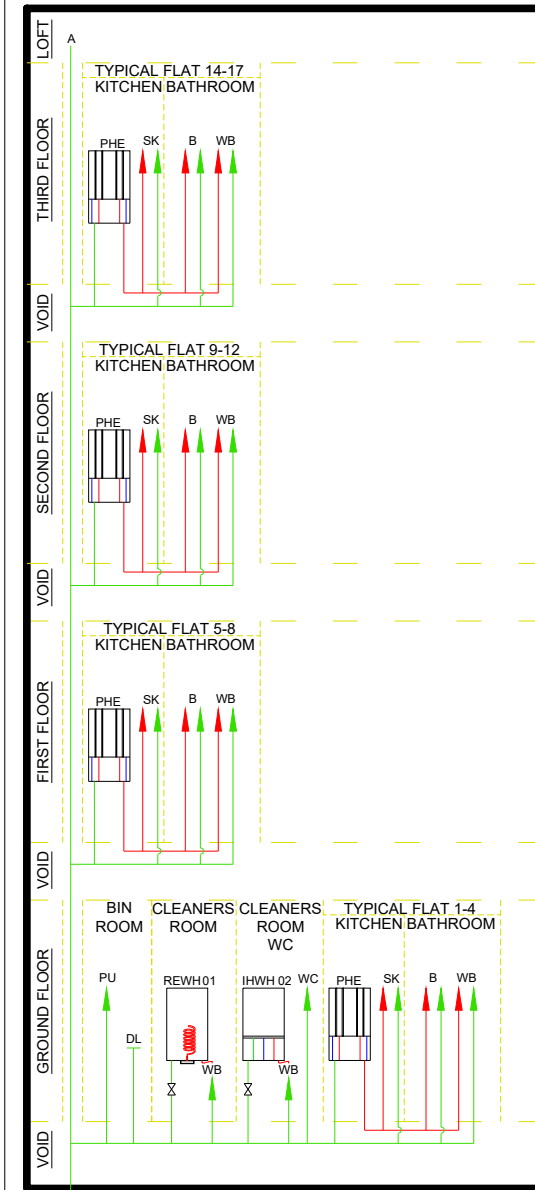
WC	TOILET
WB	WASH HAND BASIN
B	BATH
UCT	URINAL CISTERN
ELS	ELECTRIC SHOWER
MXS	MIXER SHOWER
SK	SINK
BLS	BELFAST SINK
ZEW	EMERGENCY EYE WASH
ZS	EMERGENCY SHOWER
DW	DISH WASHER
WM	WASHING MACHINE
S	SLUICE
DRM	DRINKS MACHINE
DWF	DRINKING WATER FOUNTAIN
CWF	CHILLED WF
SO	STEAM OVEN
PU	PRESSURIZED UNIT

EQUIPMENT SYMBOLS

	1	LPHWSC	LOW PRESSURE HOT WATER STORAGE CALORIFIER
	2	ESC	ELECTRIC STORAGE CALORIFIER
	3	RGWH	REMOTE GAS WATER HEATER (COMBI)
	4	REWH	REMOTE ELECTRIC WATER HEATER
	5	IHWH	INSTANTANEOUS HOT WATER HEATER
	6	HB	HYDROBOIL
	7	LPHWSC (T)	LOW PRESSURE HOT WATER STORAGE CALORIFIER (T)
	8	ESC (T)	ELECTRIC STORAGE CALORIFIER (T)
	9	T	TANK
	10	DGSC	DIRECT FIRED GAS HOT WATER CYLINDER
	11	HWBV	HOT WATER BUFFER VESSEL
	12	SHSV	SOLAR PRE-HEAT STORAGE VESSEL
	13	PHE	PLATE HEAT EXCHANGER
			IMMERSION HEATER
		*	SENTINEL OUTLETS

FITTINGS

BT	BIB TAP		PRV
HR	HOSE REEL		PRESSURE RELIEF VALVE
	METER		TEMPERATURE GAUGE
	VALVE		PRESSURE GAUGE
	TMV		PRESSURE VESSEL
	STRAINER		FILTER
	PUMP		NON RETURN VALVE
	TUNDISH		DOUBLE CHECK VALVE
	DEAD LEG		DRAIN / SAMPLE POINT
	PIPE BREAK		ISOLATED VALVE



REV	DATE	DESCRIPTION	DRAWN	CHECKED
0	26-02-2020	INITIAL RELEASE	AKANKSHA	AKASH

GREEN LANE
WALSALL
WS2 7PD
TEL: 0345 600 6028
Website: www.integrated-water.co.uk
Email: contact@integrated-water.co.uk
These drawings must not be copied or duplicated nor shown to or placed at the disposal of third person without our written consent



DWG. No.:3E3206F056

SOHULCH, SELWYN HOUSE, WO - 203206

Scale: NTS

Size: A4

Sheet: 1 of 1