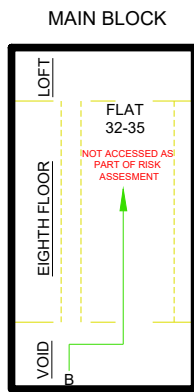
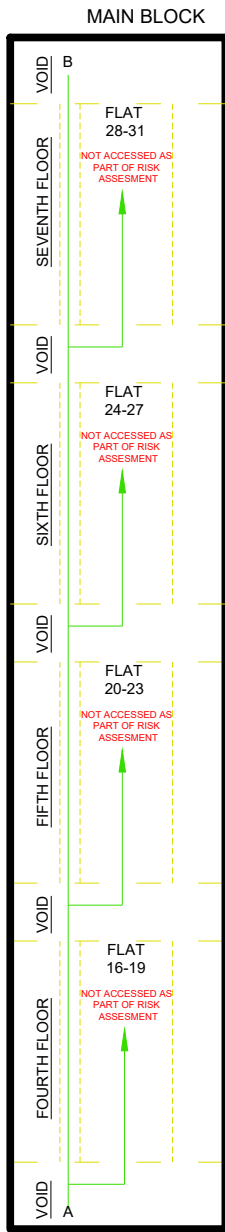
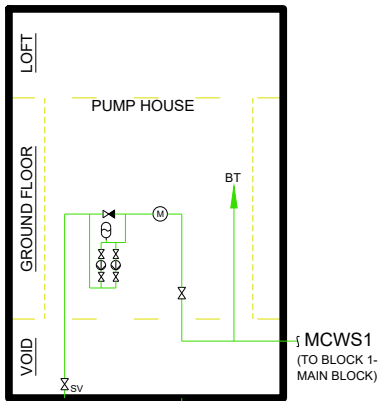


MCWS 1  
(FROM BLOCK 2- PUMP HOUSE)



BLOCK 2 -PUMP HOUSE



MCWS 1  
(TO BLOCK 1- MAIN BLOCK)

KEY	
<span style="color: red;">■</span>	HW = HOT WATER
<span style="color: red;">■</span>	HWR = HOT WATER RETURN
<span style="color: green;">■</span>	MCW = MAINS COLD WATER
<span style="color: blue;">■</span>	CCW = CISTERN COLD WATER
<span style="color: black;">■</span>	BW = BLENDED WATER
EQUIPMENT	
WC	TOILET
WB	WASH HAND BASIN
B	BATH
UCT	URINAL CISTERN
ELS	ELECTRIC SHOWER
MXS	MIXER SHOWER
SK	SINK
BLS	BELFAST SINK
ZEW	EMERGENCY EYE WASH
ZS	EMERGENCY SHOWER
DW	DISH WASHER
WM	WASHING MACHINE
S	SLUICE
DRM	DRINKS MACHINE
DWF	DRINKING WATER FOUNTAIN
CWF	CHILLED WF
SO	STEAM OVEN
PU	PRESSURIZED UNIT
EQUIPMENT SYMBOLS	
	1 LPHWSC LOW PRESSURE HOT WATER STORAGE CALORIFIER
	2 ESC ELECTRIC STORAGE CALORIFIER
	3 RGWH REMOTE GAS WATER HEATER (COMBI)
	4 REWH REMOTE ELECTRIC WATER HEATER
	5 IHWH INSTANTANEOUS HOT WATER HEATER
	6 HB HYDROBOIL
	7 LPHWSC (T) LOW PRESSURE HOT WATER STORAGE CALORIFIER (T)
	8 ESC (T) ELECTRIC STORAGE CALORIFIER (T)
	9 T TANK
	10 DGSC DIRECT FIRED GAS HOT WATER CYLINDER
	11 HWBV HOT WATER BUFFER VESSEL
	12 SHSV SOLAR PRE-HEAT STORAGE VESSEL
	13 PHE PLATE HEAT EXCHANGER
	Immersion Heater
	* Sentinel Outlets
FITTINGS	
	BT BIB TAP
	HR HOSE REEL
	M METER
	V VALVE
	TMV TEMPERATURE MONITORING VALVE
	STRAINER
	PUMP
	TUNDISH
	DEAD LEG
	PIPE BREAK
	PRV PRESSURE RELIEF VALVE
	TEMPERATURE GAUGE
	PRESSURE GAUGE
	PRESSURE VESSEL
	FILTER
	NON RETURN VALVE
	DOUBLE CHECK VALVE
	DRAIN / SAMPLE POINT
	ISOLATED VALVE

REV	DATE	DESCRIPTION	DRAWN	CHECKED
0	27-03-2020	INITIAL RELEASE	NEHA	SUBODH

GREEN LANE  
WALSALL  
WS2 7PD  
TEL: 0345 600 6028  
Website: [www.integrated-water.co.uk](http://www.integrated-water.co.uk)  
Email: [contact@integrated-water.co.uk](mailto:contact@integrated-water.co.uk)

These drawings must not be copied or duplicated nor shown to or placed at the disposal of third person without our written consent

integrated water services  
**iws**  
water hygiene  
DWG. No.: 1E3157F093

SOHULCH, GREYFRIARS HOUSE, WO - 203157

Scale: NTS

Size: A4

Sheet: 1 of 1